

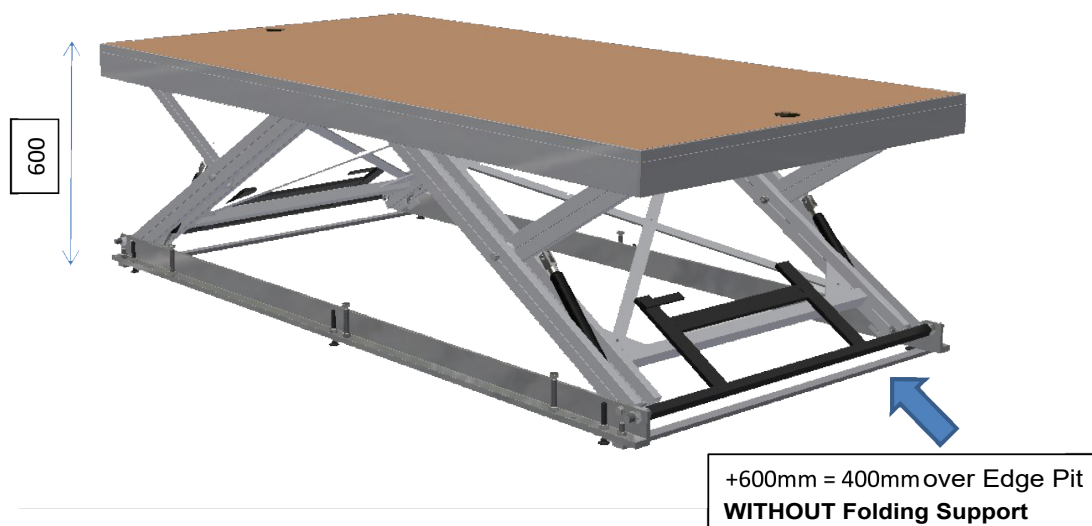
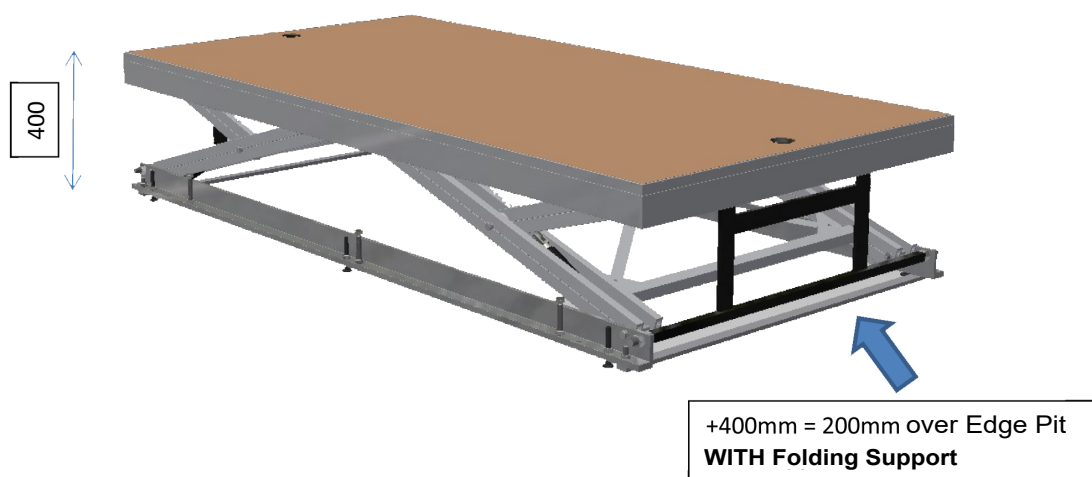

Manual Servo Stage

The BÜTEC Servo Stage is a platform for fixed installation. The height adjustment is done from above with special keys. The platforms should only be operated by trained personnel.



1. Remove the caps at the head ends of the platform.
2. Insert the unlocking handles and turn them to the right; the platform is unlocked.
3. After unlocking, lift the platform and raise it to the desired height. The key must be turned to the left again so that the locking bolts can engage.
4. By lifting the platform using the unlocking handles, check that all the bolts are engaged; this is the only way to ensure the stability of the platform.
5. For heights of 20 cm above the surrounding ground (20 and 40 cm Servo Stage 1500) additional supports are fitted to the platform frame. **The use of these supports is urgently necessary and guarantees the stability of the platform!**
6. When operating the platforms it is essential to ensure that your feet do not step under the edge of the platform. Otherwise there is a considerable risk of injury.
7. The reverse order must be followed for dismantling the system. The platforms are supported by additional lifting springs, therefore pressure must be applied to the platform to release it from the upper positions. The unlocking must be carried out completely. In addition, it is important to ensure controlled lowering, as otherwise the platforms can be damaged if lowered too quickly. Only when the zero level (floor level) has been reached may locking be performed again.
8. When installing a concert grand piano, load distribution plates (50x50 cm) must be placed under the castors to avoid point loads.

Use Folding Supports Servo Stage 1000



Use Folding Supports Servo Stage 1500

